




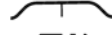


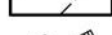




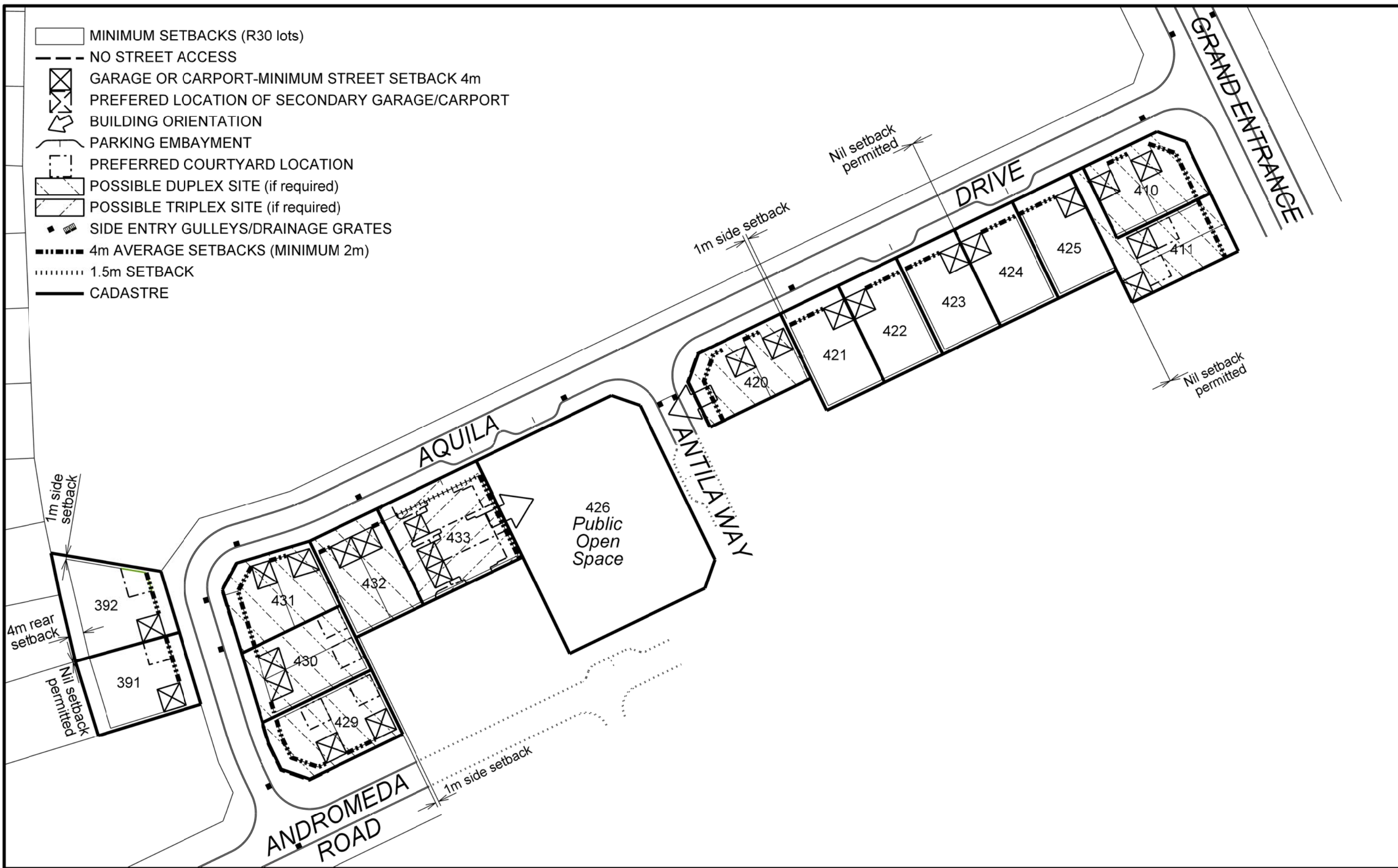


-  MINIMUM SETBACKS (R30 lots)
-  NO STREET ACCESS
-  GARAGE OR CARPORT-MINIMUM STREET SETBACK 4m
-  PREFERRED LOCATION OF SECONDARY GARAGE/CARPORT
-  BUILDING ORIENTATION
-  PARKING EMBAYMENT
-  PREFERRED COURTYARD LOCATION
-  POSSIBLE DUPLEX SITE (if required)
-  POSSIBLE TRIPLEX SITE (if required)
-  SIDE ENTRY GULLEYS/DRAINAGE GRATES
-  4m AVERAGE SETBACKS (MINIMUM 2m)
-  1.5m SETBACK
-  CADASTRE



AQUILA DRIVE PRECINCT DETAILED AREA PLAN (See accompanying guidelines)

ORIGINAL A1 SIZE	THIS PLAN HAS BEEN PREPARED FOR PLANNING PURPOSES. AREAS, CONTOURS AND DIMENSIONS SHOWN ARE SUBJECT TO SURVEY.	PLANNER: B.W.	DRAFTER: J.W.
		SCALE: A1 - 1 : 500 A3 - 1 : 1000	DATE: 04 / 03 / 09
COPYRIGHT THIS DOCUMENT IS AND SHALL REMAIN THE PROPERTY OF THOMPSON McROBERT EDGELOE PTY LTD. THE DOCUMENT MAY ONLY BE USED FOR THE PURPOSE FOR WHICH IT WAS COMMISSIONED AND IN ACCORDANCE WITH THE TERMS OF ENGAGEMENT FOR THE COMMISSION. UNAUTHORISED USE OF THIS DOCUMENT IN ANY FORM WHATSOEVER IS PROHIBITED.		PLAN No. 07242P-05C	

