

# COMMUNITY SAFETY CRIME PREVENTION



Together towards an even safer community





## »» ACKNOWLEDGEMENT OF COUNTRY

The Shire of Harvey acknowledges the traditional custodians of the land and their continuing connection to land, waters and community. We pay our respects to all members of the Aboriginal communities and their cultures; and to Elders both past, present and emerging.


### Special thanks

We would like to thank the many organisations and volunteers involved during the consultation process of this plan, a special thanks to:

- Community Safety and Crime Prevention Advisory Group
- WA Police – Yarloop, Harvey and Australind Officers

# CONTENTS

Executive Summary .....	4
Introduction .....	6
Guiding Principles .....	7
Priority Areas .....	8
Who Are We? .....	9
District Map .....	12
Policy Landscape .....	13
The Role of Local Government .....	16
The Role of Local Community .....	17
Shire of Harvey Community Safety and Crime Prevention .....	18
Current National, State and Local Statistics ....	22
COVID Response .....	28
Consultation and Engagement .....	30
Community Safety and Crime Prevention Action Plan .....	37
References .....	53



Cr Paul Gillett  
**SHIRE PRESIDENT**



Annie Riordan  
**CHIEF EXECUTIVE  
OFFICER**

# EXECUTIVE SUMMARY

**Welcome to the Shire of Harvey Community Safety and Crime Prevention Plan 2021-2026. This plan demonstrates the Shire's commitment to safety and crime prevention initiatives.**

Building a safe and responsible community is a key objective of the plan. Achieving this requires effective planning, research and project management in partnership with the community and key stakeholders to encourage active participation and ownership. During the development of this plan, the Shire listened to our community to create a collaborative, evidence based approach which will ensure that resources will be well-targeted and reflect the needs and concerns of the community.

The plan has four priority areas which are:


- Safer places and spaces – planning and designing of places to prevent crime and enhance public safety.
- Community education and awareness – increase community knowledge through education and awareness to help reduce opportunities for crime and injury.
- Building partnerships and participation – forming stronger partnerships with stakeholders to increase community participation and create safe, resilient communities.
- Emergency management – managing risks to the community and environment.

The plan will guide the implementation of actions under the four priority areas and has been designed to be a flexible and adaptable document to accommodate for the changing needs of the community over the next five years. The success of the plan will be benchmarked against the outcomes of these actions, with the following five projects considered to be a priority during this time:

- Develop and implement a strategy to ensure appropriately located CCTV is in place at community facilities and Shire venues
- Develop and implement a Public Health Plan to influence the health and well-being of the community
- Promote safety engagement pop-ups at shopping centres and other locations in partnership with WA Police and service providers
- Develop and promote biennial Community Safety and Crime perception survey to residents
- Establish annual information sessions on fire preparedness and responsibilities with the Community Emergency Services Manager and Rangers.

Community safety and crime prevention is the shared responsibility of us all, and as the recent COVID-19 pandemic has reminded us, we all need to work together to improve the safety of our community.





## COUNCIL'S COMMITMENT

Council is committed to work collaboratively towards an even safer and more connected community.

## VISION

Crime prevention initiatives delivered by the Shire of Harvey will contribute to work towards a future of zero crime.

# INTRODUCTION

The aim of the Community Safety Crime Prevention Plan is to guide Community Safety and Crime Prevention initiatives to reduce the incidences of criminal opportunities and enhance community safety and lifestyle. For the Shire of Harvey, a key component of creating safe, inclusive and sustainable spaces and places is the ongoing consideration of empowering our community to take an active role, as well as the nurturing and development of partnerships to support this goal.

This plan replaces the Shire of Harvey Community Safety and Crime Prevention Plan (2017-2019) and aims to summarise where we have been, where we are now and what the future looks like.

## The plan aims to:

- Provide the Shire of Harvey with an overview of current local community safety issues
- Draw together information about existing programs and services, as well as proposals for future undertakings
- Enable Council to make informed decisions about community safety priorities
- Build on the body of work completed to date and to develop and draw on the capacity of prospective partners and networks in relation to the efficient and effective use of available resources
- Provide evidence that will support the sourcing of alternate funding as it becomes available from both the Federal and State Government and other funding partners.

A holistic approach to community safety is referenced in the 'Australian Safe Communities Framework' and as such an action based plan has been developed to ensure the Shire engages in the following areas.

» Community Safety

» Injury Prevention

» Crime Prevention

» Emergency Management

» Intentional Injury

» Unintentional Injury



Note: Intentional injury refers to suicide, assaults, neglect and abandonment. Unintentional injury includes most traffic crashes, falls, fire injuries and drowning.

# GUIDING PRINCIPLES

As a framework for creating a safer community across the Shire, the Community Safety and Crime Prevention Plan 2021-2026 outlines a series of principles supporting an approach to how the broader community will be engaged, listened to and supported and that will guide how priorities are actioned over the next five years.

**1****Strengthening Partnerships**

A cooperative approach will be sought across agencies, the Shire and the community to improve the effectiveness and implementation of strategies.

**2****Strengthening Community**

Ongoing consultation with the community and agencies to develop solutions to local safety and crime issues.

**3****Integrated and Coordinated Proactive Approach**

Actions and activities developed will consider policies and programs developed by Federal and State Government.

**4****Evidence Based Decision Making**

Ongoing consultation with the community and agencies to develop solutions to local safety and crime issues.

**5****Monitoring and Evaluation**

The plan will be monitored and reviewed annually for progress and to ensure the document remains dynamic and relevant.





# PRIORITY AREAS

Through community and stakeholder consultation a diverse range of information was collected which focused on what those living in and visiting the Shire consider to be important in relation to community safety and perceptions on crime.

Four priority areas have been identified with supporting objectives, actions and outcomes supported by a framework of responsibilities, budget and timeframes.

## » PRIORITY 1

### **Safer Places and Spaces**

Planning and designing of places to prevent crime and enhance public safety.

#### **Objectives:**

- Reduce opportunities for crime and injury through urban and environmental design
- Investigate opportunities to improve lighting on Shire infrastructure
- Increase public health within the community
- Increase internal capacity of community safety awareness

## » PRIORITY 2

### **Community Education and Awareness**

Increase community knowledge through education and awareness to help reduce opportunities for crime and injury.

#### **Objectives:**

- Encourage neighbourhood and community connectivity
- Encourage community engagement and capacity
- Improve the Shire's online community safety and crime prevention presence
- Raise awareness of road safety
- Raise awareness of water safety

## » PRIORITY 3

### **Building Partnerships and Participation**

Forming stronger partnerships with stakeholders to increase community participation and create safe, resilient communities.

#### **Objectives:**

- Increase safety awareness and participation with children and young people
- Maintain and strengthen relationships with WA Police
- Increase stakeholder partnerships and engagement

## » PRIORITY 4

### **Emergency Management**

Managing risks to the community and environment.

#### **Objectives:**

- Improve emergency readiness and education





# WHO ARE WE?

## Social



**27,975\***

People living in the  
Shire of Harvey



**1,766 km<sup>2</sup>**

Total area



**140 km**

Distance from Perth



**34%\***

of couples  
with children



**27%\***

of residents  
born overseas



**2.2%\***

of residents are First  
Nation people



**16**

Schools



**4**

Libraries



**2**

Recreation  
centres



**2**

Swimming  
pools

## WHO ARE WE?

### Economic



**1,579\***  
Local businesses



**8,627**  
Local jobs



**7.7%\***  
Unemployment rate



**1,217** on jobseeker and youth  
allowance payments

### Top Employing Industries



#### Manufacturing

Mining and food



#### Education

Primary and secondary



#### Agriculture

Fruit, vegetables, dairy and beef







# WHO ARE WE?

## Index of Relative Socio-economic Disadvantage

The Index of Relative Socio-economic Disadvantage (IRSD) is a general socio-economic index that summarises a range of information about the economic and social conditions of people and households within an area. Unlike the other indexes, this index includes only measures of relative disadvantage.

A low score indicates relatively greater disadvantage in general. For example, an area could have a low score if there are:

- Many households with low income
- Many people with no qualifications
- Many people in low skill occupations

A high score indicates a relative lack of disadvantage in general. For example, an area may have a high score if there are:

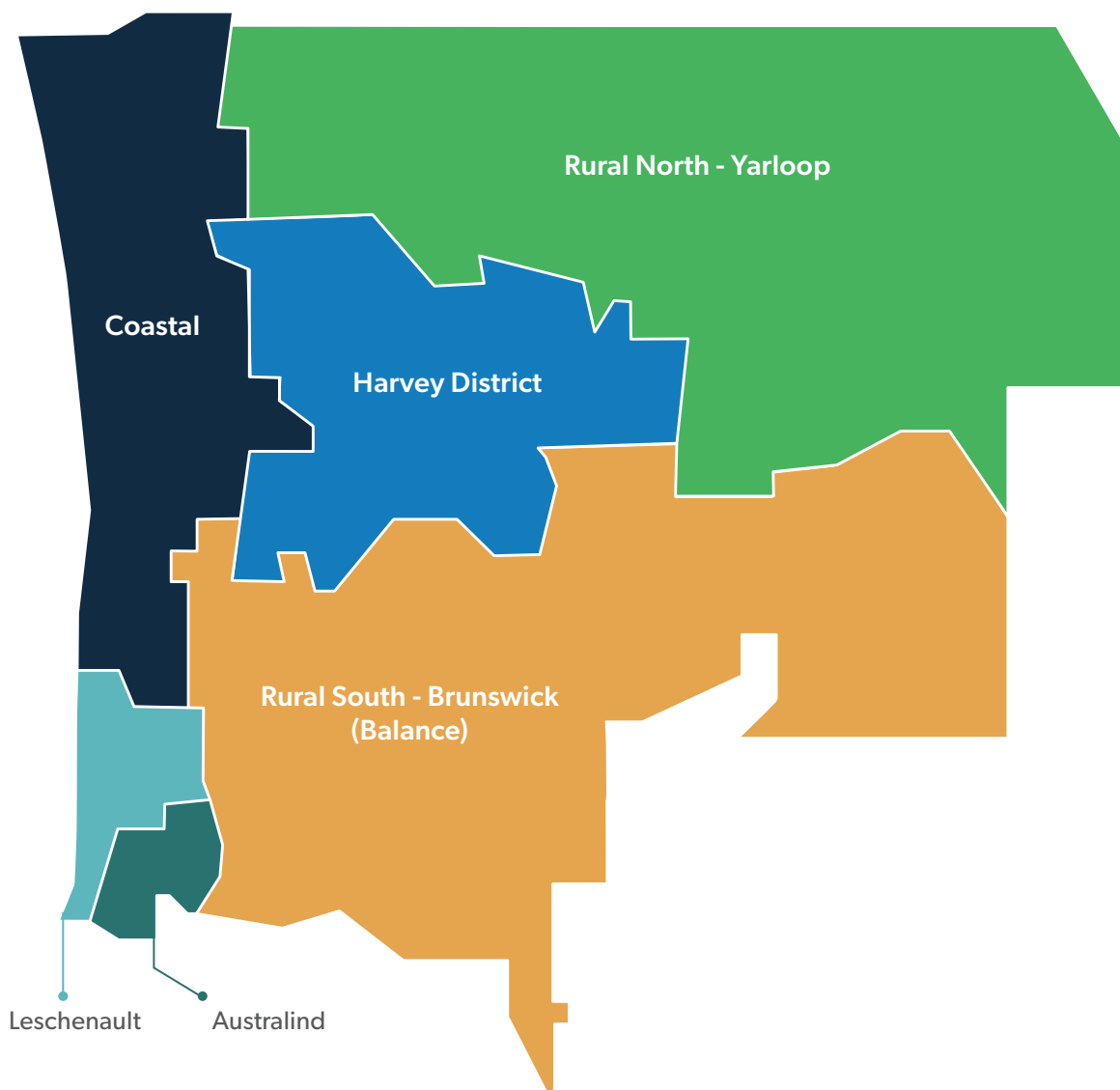
- Few households with low incomes
- Few people with no qualifications
- Few people in low skilled occupations

Local Government Area	Disadvantage Score
Shire of Harvey	1,006
Shire of Dardanup	1,009
City of Bunbury	954
Shire of Capel	1,023
City of Busselton	1,014

Reference: [abs.gov.au](https://abs.gov.au)

» **NOTE** A high score indicates a relative lack of disadvantage in general

# DISTRICT MAP

**COASTAL**

Binningup and Myalup townsites and Parkfield

**RURAL SOUTH**

Beela, Benger, Brunswick Junction, Mornington, Roelands and Wellesley

**HARVEY DISTRICT**

Harvey, Uduc, Warawarrup and Wokalup

**RURAL NORTH**

Cookernup, Hoffman and Yarloop

**AUSTRALIND****LESCHENAULT**



# POLICY LANDSCAPE



The following strategic and policy context has been considered in the development of this plan. This framework also provides guidance and understanding with regard to the current trends and issues raised during consultation.

## **The World Health Organization's (WHO) 'Safe Communities Model'**

The World Health Organization (WHO) Manifesto for Safe Communities states that "All human beings have an equal right to health and safety". The emphasis of the Safe Communities approach is on collaboration, partnership and community capacity building to reduce the incidence of injury and promote injury-reducing behaviours.

## **The United Nations Office on Drugs and Crime (UNODC)**

Assists with resources to combat transnational crime, including corruption, human trafficking and people smuggling, drug-use prevention and treatment, drug trafficking and terrorism.

## **National Crime Prevention Framework (2020)**

Developed by the Australian Institute of Criminology as a resource which outlines the most effective approaches to the prevention of crime.

## **The Australian Water Safety Strategy 2030 (AWSS)**

Plays an essential role in Federal, State and local community approaches to preventing drowning and promoting safe use of the nation's waterways and swimming pools.

## **National Farm Safety (2020-2021)**

This strategy aims to deliver national farm safety education. Farms are dangerous workplaces with geographically hard-to-reach audiences, who can be resistant to traditional safety messages.

## **Department of Communities Path to Safety (2020-2030)**

Western Australia's strategy to reduce Family and Domestic Violence 2020-2030 is a long-term vision that sets out a whole of government and community plan for reducing and responding to family and domestic violence.

## **Driving Change (2020-2030)**

Driving Change is the framework to guide WA's road safety journey over the next decade in order to reduce the number of people fatally, severely or seriously injured by 50 to 70% by 2030, and to zero by 2050.

## **State Emergency Plan 2021**

The purpose of this plan is to document the agreed Western Australian EM arrangements to prevent, prepare for, respond to, and recover from hazards as listed in the EM Act and prescribed in the Emergency Management Regulations 2006 (the EM Regulations).

## **Shire of Harvey Strategic Community Plan and Corporate Business Plan (2017-2027)**

Lays out the aspirations, vision and key objectives for the Shire of Harvey in the four key areas; economic, environment, social and civic leadership.

# STRATEGIC CONTEXT

The Community Safety and Crime Prevention Plan will be embedded into the Shire’s integrated planning and reporting framework to ensure that what is planned is delivered through robust planning and resource allocations.

Additionally, it is designed to be used by the Shire in delivering improved community safety and crime prevention outcomes.

This plan relates to the following strategic direction identified with the Strategic Community Plan 2021-2031 and the Corporate Business Plan 2020-2024.

## Strategic Community Plan Strategic Direction 2: Connected Communities

Goal	A safe, accessible and connected community where everyone has the opportunity to contribute and belong.
Objective 2.2	A community where people are safe  Working with partners to address all aspects of community safety, ranging from crime prevention to bushfire and emergency management to ensuring roads and footpaths are maintained to a safe standard.

## Corporate Business Plan

Actions 3.2.2.1, 3.2.2.2 and 3.2.2.3	<ul style="list-style-type: none"><li>• Identify grants and funding opportunities for actions and priorities identified within the Community Safety and Crime Prevention Plan</li><li>• Implement approved actions and priorities identified within the Community Safety and Crime Prevention Plan, and where required acquit grants</li><li>• Investigate and arrange suitable street lighting where appropriate</li></ul>
--	---







The Community Safety and Crime Prevention Plan is interlinked with a number of other Shire plans and strategies that have an impact on improving the community's safety and wellbeing.



Community Safety and Crime Prevention Plan 2021-2026 →  
 Communications and Engagement Plan 2021-2026 → Voices of  
 Youth 2021-2026 → Play Space Strategy 2021-2026 → Access and  
 Inclusion Plan (2021-2026) → Age Friendly Plan (under review)

# THE ROLE OF LOCAL GOVERNMENT

Responsibility for a safe community falls across all three tiers of Government:

Government Area	Functionality
<b>Federal Government</b>	Provides direction for policy implementation for crime and justice works to address complex issues within the crime prevention and community safety context. Provides funds to support research projects and programs.
<b>State Government</b>	The WA State Government funds and delivers most services involved in safety including the WA Police Force, Department of Fire and Emergency, St John Ambulance, Department of Communities, Drug and Alcohol services, as well as setting regulatory framework such as building standards and the office of Bush Fire Risk Management.
<b>Local Government</b>	The Western Australian Local Government Association (WALGA) asserts that Local Governments have an important part to play in community safety. Local Governments entities are ideally placed to support their community to promote safety, wellbeing and connectedness.

**There is growing recognition that Local Government is well placed to lead community crime prevention initiatives. The reasons for this include:**

- A significant percentage of crime is local in nature.
- Local Government often has existing consultative mechanisms that can be utilised in coordination of crime prevention responses and problem solving.
- There is an increasing community expectation that Local Government will assume some responsibility for crime issues that affect local amenity and quality of life.
- Local Government is responsible for a range of services related to crime prevention including the management of public space, building and environmental design, land use and zoning, waste management, street lighting, social services and recreational services.

The Shire of Harvey plays a central role in the planning, design, management and delivery of crime prevention programs and policies in partnership with the local community and WA Police.

Many Local Governments have crime prevention and community safety plans, which guide local responses to reduce crime and other anti-social activity. In designing and planning these, Local Governments work with Police and other partners such as schools, housing authorities and youth services to ensure community safety and wellbeing.

Local Governments are also involved in graffiti removal, CCTV infrastructure investment and maintenance, and safety programs like Neighbourhood Watch.



# THE ROLE OF LOCAL COMMUNITY

The community can provide positive change and actions to local crime issues. The responsibility of each individual includes:

<b>Know your neighbours</b>	Your neighbours are your biggest security asset – they can keep an eye on property and report any suspicious behaviour to police.
<b>Know your community</b>	Watching out, support or assisting vulnerable members in the community when needed.
<b>Know when to report</b>	If you witness a crime or suspicious activity, take the time to report it to the appropriate authority.
<b>Get informed</b>	There are many resources available to help you improve safety, security and injury prevention online or attend information workshops provided in your area.
<b>Use your voice</b>	Report any public maintenance issues such as lighting faults and graffiti to the Shire – the look and feel of an area can impact perceptions of safety.



**THERE IS A FORM AVAILABLE ON THE SHIRE OF HARVEY WEBSITE TO REPORT ANY CONCERNS ABOUT INFRASTRUCTURE**

**OR DOWNLOAD SNAP SEND SOLVE FROM YOUR SMART DEVICE**



# SHIRE OF HARVEY COMMUNITY SAFETY AND CRIME PREVENTION

Keeping our community safe through community safety and injury preventative initiatives



**2,340**

Lifeguard hours provided at Leschenault Leisure Centre and Harvey pool in 2019-2020



**988**

Injury prevention strength classes in recreation centres for over 50's in 2019-2020

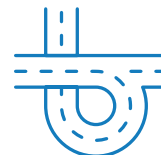
**2,311**

People enrolled in swimming classes at Leschenault Leisure Centre in 2019-2020



**152kms**

Of footpaths maintained

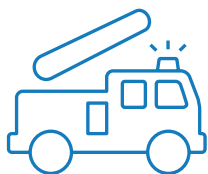


**449kms**

Of unsealed roads graded

**623kms**

Of sealed roads maintained



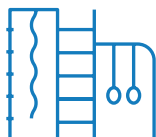
**82**

Fires responded by the Department of Fire and Emergency Services in 2019-2020



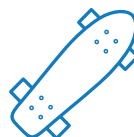
**38**

Playgrounds



**6**

Skate parks



**11**

Off leash dog areas maintained





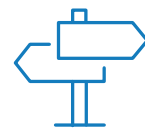
## Keeping our coastline safe for the community



**42 km**  
Coastline



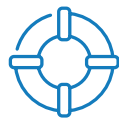
**3**  
Beaches



**22**  
Beach emergency  
signs

**9**

Shark reports in  
2020-2021



**1**

Volunteer Surf  
Life Saving Club



Beach hazards in  
our Shire include  
rocks and reefs

The Shire is responsible for facilitating and overseeing the staging of various activities, promotions, events, competitions and much more held along our beautiful coastline. The delivery of events on beaches and reserves requires approval by the Shires' Health Business Unit to ensure the safety of our community and that all activity complies with local laws and legislation.

The following recreational activities attract visitors to the regions beaches and the Leschenault estuary:

- Kite boarding
- Fishing and crabbing

- Boating
- Swimming

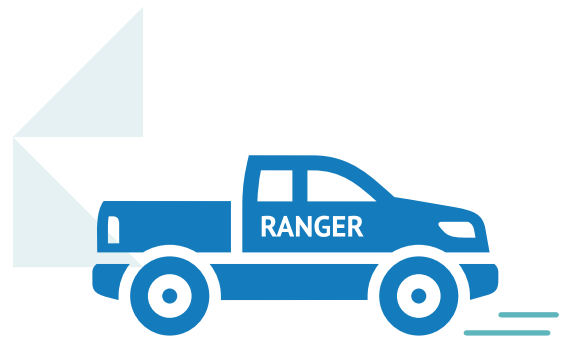
The Shire has strong links with the local volunteer surf life-saving club operating in Binningup. This surf club operates a voluntary rescue service on Sundays and public holidays between November and March each year.



## RANGER SERVICES KEEPING OUR COMMUNITY SAFE

Ranger Services are an important component of the Shire's operations, particularly in relation to community safety. Rangers respond to community complaints and concerns relating to dogs, livestock, parking issues, provide a presence on the street and assist with the prevention and outbreak of bush fires.

The Shire provides a 24/7 community safety service for our residents and our ranger patrols are a vital part of helping to make our community a safer place.



### Rangers can provide advice and assistance in a number of ways:

- Preventing and deterring people from littering and dumping rubbish
- Reporting and preventing vandalism and theft to Shire property
- Dog and cat registration and education to owners ensuring compliance of the Dog and Cat Act
- Managing the Shire animal care facility daily
- Returning lost pets to their owners, or finding new homes for stray animals through local rescue groups
- Reporting and removing abandoned vehicles
- Patrols of Shire parks, reserves and buildings
- Monitoring of unauthorised street and verge parking
- Working with Police and other agencies to report anti-social or criminal behaviour
- Management of fire hazards
- Dealing with illegal camping on Shire reserves



### PLEASE NOTE

Shire Rangers are not a substitute for the Police and cannot enforce the same laws as Police, therefore they are unable to attend the following situations: gunshots, domestic violence, assaults, and life threatening or serious acts of crime. For incidents of this nature please contact the WA Police on 131 444 or for emergencies call 000.



# EMERGENCY MANAGEMENT KEEPING OUR COMMUNITY SAFE

**8** Volunteer Bush Fire Brigades

**2** State Emergency Services

**3** Fire and Rescue Services

**2019**

Yarloop Bush Fire Brigade officially opened their new building

**2020**

Binningup Volunteer Bushfire Brigade and Australind SES officially opened their upgraded buildings

## Waroona Yarloop Bushfire

In January 2016, lightning sparked a massive bushfire emergency which caused the Waroona Yarloop Bushfire that firefighters and the community fought for 17 days. The fire burnt 69,000 ha, destroyed more than 160 homes and caused two fatalities in the town of Yarloop. While much of the town site was destroyed, today proves there is life after a devastating bushfire.

- Since the bushfire 76 new houses have been built in Yarloop
- Yarloop Volunteer Bush Fire Brigade Station Development – 2018
- Yarloop Community Resource Centre Development – 2019
- Yarloop Timber Mill Railway Workshops Development – Stage 1, 2021
- The State Government spent \$64 million rebuilding Yarloop and the surrounding communities

## Future safety projects:

- CCTV installed within the town
- Automatic sprinklers installed on Shire buildings in case of future bushfires

## Annual Bushfire Mitigation

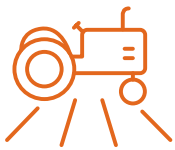
The primary objective of bushfire mitigation is to alleviate as far as reasonably practicable the potential risk to public safety and property, particularly during adverse weather conditions.

Bushfire mitigation works are carried out across the Shire from May until November each year.

All care is taken to reduce noise and ensure animal habitats are untouched, with nearby residential properties notified when the works are to be carried out to ensure community safety.



# CURRENT NATIONAL, STATE AND LOCAL STATISTICS



## Farming

- 89.3% farming fatalities are male
- 4 fatalities 2019 and 2 non-fatal injuries in WA
- 22% fatalities are from quad bikes and 35% are quad bike injuries
- 8% animal fatalities and 18% are injuries from farm animals
- 15% of fatalities in the last 10 years were children under 15

Resource: Farm Safe



## Water

- 61% of drowning deaths occur outside of major cities
- Child (0 to 4 years) fatal drowning has reduced by 50% over the last ten years
- One in four Australian drowning deaths are people born overseas
- Fatal drowning rate has reduced by 26% over the last ten years

Resource: Australian Water Safety Council



## Online Safety

- 97% of Australian children under 15 have access to the internet
- 38% of young people aged 8 to 17 had talked to strangers online
- Contact was nearly twice as high for those aged 13 to 17 years
- Australians are reporting cybersecurity incidents every 10 minutes and it's costing Australian businesses \$29 billion each year



### IT IS IMPORTANT TO NOTE

There are positives to being online, as it provides students with valuable opportunities for learning, creativity and socialisation. However, there are challenges and sometimes harm can occur, it is important to remember that a child is never to blame when harm occurs. They need understanding and support.

Resource: thinkuknow

## ROAD SAFETY

### FATALITIES

2008: 200

2019: 163

▼ **19%**



### SERIOUS INJURIES

2008: 2,859

2019: 1,639

▼ **43%**



Approximately 75% of all serious crashes involve a mistake, a momentary lapse in attention or being tired.

*Resource: Road Safety Commission*



### Injury

- There were 1,389 hospitalisations due to injury in the Shire of Harvey in 2019
- Injury accounted for 6,434 bed days

### Total number of fatalities (2014-2018)

- 12 transport
- 18 intentional self-harm
- 10 poisoning
- 9 falls
- 0 drowning
- 0 assault
- 0 burns

*Resource: Epidemiology Branch and the Cooperative Research Centre for Spatial Information's Health Tracks Reporting System and Injury Matters*

# 16

Deaths in the Southwest  
January 2021 to April 2021

5 local roads and  
11 state roads



*Resource: Epidemiology Branch and the Cooperative Research Centre for Spatial Information's Health Tracks Reporting System*






## CRIME STATISTICS

Overall, the available data indicates that the Shire of Harvey has relatively low levels of crime, particularly when compared to nearby areas.

Analysis of the latest WA Police crime data available to Council shows that the top five reported offences for 2019 and 2020 in the Shire of Harvey were:



Please note: these figures are based on reported incidents to WA Police. Not all crimes are reported.



**297** Drug offenses

**221** Theft

**117** Assault (Family)

**102** Property damage

**77** Assault (Non-family)



# ESTIMATED RESIDENT POPULATION FOR 2020

Location	Estimated Resident Population
Australind	15,754
Coastal (Binningup, Myalup)	1,663
Brunswick Junction	2,508
Harvey	4,102
Leschenault	3,217



## 2019-2020

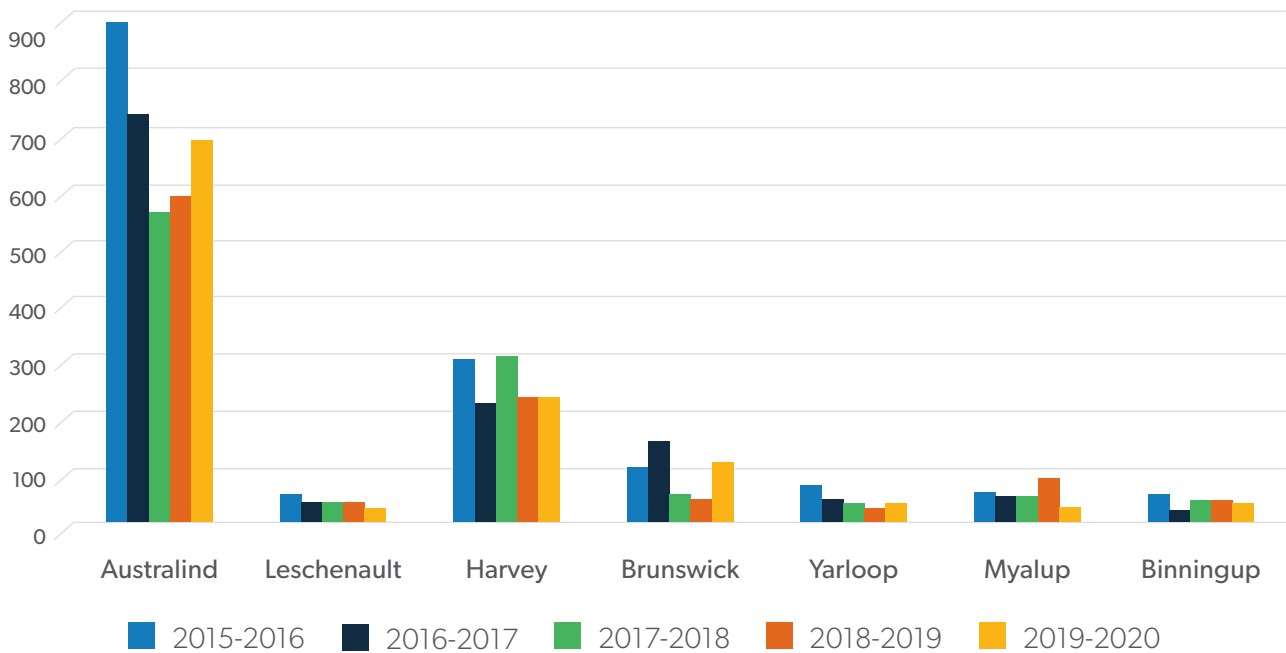
Location	Assault (Family)	Assault (Non-family)	Drug Offences	Theft	Property Damage	Dwelling Burglary	Total Offenses
<b>Australind</b>	78	63	148	158	61	30	538
<b>Binningup</b>	5	1	1	9	4	2	22
<b>Brunswick Junction</b>	14	6	10	15	17	7	69
<b>Harvey</b>	12	2	100	34	15	4	167
<b>Leschenault</b>	3	1	7	0	5	2	18
<b>Myalup</b>	2	2	16	2	0	0	22
<b>Yarloop</b>	3	2	15	3	0	1	24
<b>Total</b>	<b>117</b>	<b>77</b>	<b>297</b>	<b>221</b>	<b>102</b>	<b>46</b>	<b>860</b>

## 2020-MAY 2021

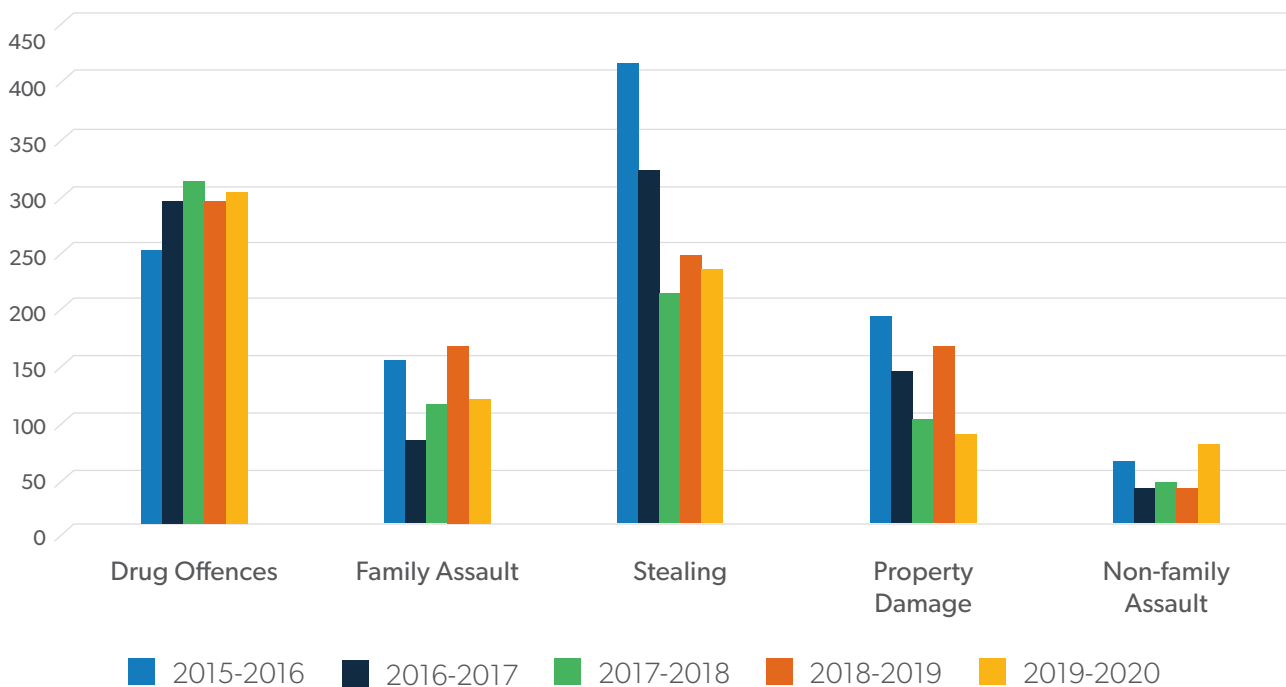
Location	Assault (Family)	Assault (Non-family)	Drug Offences	Theft	Property Damage	Dwelling Burglary	Total Offenses
<b>Australind</b>	61	32	51	90	56	7	297
<b>Binningup</b>	5	2	0	4	2	1	14
<b>Brunswick Junction</b>	20	2	18	8	9	2	59
<b>Harvey</b>	15	10	61	18	18	0	122
<b>Leschenault</b>	3	1	7	9	4	0	24
<b>Myalup</b>	4	2	12	4	4	1	27
<b>Yarloop</b>	1	0	2	1	2	1	7
<b>Total</b>	<b>109</b>	<b>49</b>	<b>151</b>	<b>134</b>	<b>95</b>	<b>12</b>	<b>550</b>



## TOTAL NUMBER OF YEARLY OFFENSES




## 5 YEAR CRIME TREND COMPARISON



Resource: WA Police



# COVID RESPONSE



**The COVID-19 pandemic has had positive and negative impacts relating to Community Safety and Crime Prevention upon the community in Western Australia.**

Impact on crime WA 2019-2020 crime rates:

- Overall decrease in crime by more 5.2%
- Offences against the person (violent offences) increased 5.1%
- Offences against property fell by 9.3% - lowest recorded over the last 13 years
- Graffiti offences increased 18.4%

Crime statistics in Regional WA reduced by 25.4% (3,525 offences) compared to the same period last year. This included reduction of volume crime offences including:

- Burglaries by 51.3% (1,312 offences)
- Stealing of motor vehicle offences by 44.9% (224 offences)
- Stealing offences by 48.7% (1,985 offences)
- Property damage offences by 16.2% (397 offences)

Rates for family related offences in WA increased, including threatening behaviour 14.1% and assault 9.5%. Rates for both were the highest ever recorded.



## NOTE

After analysing statistics available specifically to the Shire of Harvey, overall numbers for family and non-family assault remained similar to previous years.

While the consultation for this plan was undertaken during the short February and April 2021 WA lockdown, it is not yet known the full impact that will occur during long time recovery. This may have an impact on the outcomes of this strategy and will be monitored accordingly.

# COMMUNITY SAFETY AND CRIME PREVENTION ADVISORY GROUP

The Shire coordinates a Community Safety and Crime Prevention Advisory Group that includes representatives from the Shire of Harvey, WA Police, WALGA and the community. The role of the Community Safety and Crime Prevention Advisory is to provide advice to Council on strategic and/or policy development to guide initiatives to enhance community safety and reduce antisocial behaviour within the Shire.

Developing partnerships at the local level is vital in ensuring the sustainability of community policing and community priority projects being addressed within each of the localities in the Shire.

The development of this plan has been done in consultation with the Community Safety and Crime Prevention Advisory Group and authored by Community Development Officer, Cassie Curulli.

## Acknowledgements: Community Safety and Crime Prevention Advisory Group

### Chairperson

Cr John Bromham

### Councillor

Cr Michelle Boylan

### Roadwise Safety Advisor WALGA

Ms Katherine Celenza

### Harvey Police Station

Sgt Scott Gillis

### Yarloop Police Station

Sgt Wayne Byram

### Australind Police Station

Sgt Luke Fowler

### Community Representative

Mr Greg Campbell

### Community Representative

Ms Lynda Armstrong

### Community Representative

Ms Helen Alexander

### Community Representative

Ms Deanne Fleay

### Chief Executive Officer

Ms Annie Riordan

### Director of Community and Lifestyle

Ms Kirstie Davis

### Manager Place

Ms Amy Pitts

### Community Development Officer

Ms Cassie Curulli

### Director of Corporate Services

Mr Dean Winter

### Director of Infrastructure Services

Mr Rick Lotznicker

### Director of Sustainable Development

Mr Simon Hall

### Ranger Services

Mr Scott Frater



# CONSULTATION AND ENGAGEMENT



## Background

During the development of the Community Safety and Crime Prevention Plan, the project team undertook community and stakeholder consultation to gain an understanding of community perception with regard to community safety and crime prevention.

Extensive research was undertaken to identify the best practice for plan development and how to engage with the diverse communities across the Shire. This has included utilising recommendations from the National Crime Prevention Network, using community engagement principles from International Association for Public Participation (IAP2) and reviewing neighbouring Local Government plans with similar issues and trends.

## Method

The Community Development team have used community engagement to inform the development of this plan. Data has been gathered via advisory group meetings, engagement pop-ups, focus groups with local Police, surveys and survey engagement sessions, an external stakeholder workshop and one on one meetings. This study provided the evidence base for the development of priorities within the plan.



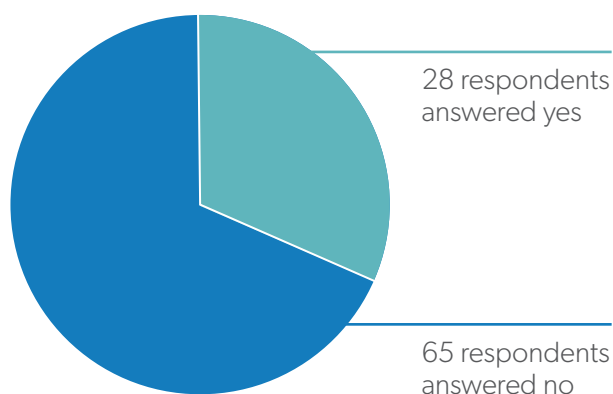
## Community Safety and Crime Perception Survey

Perceptions of safety and crime influence how a person feels in their community, these perceptions can be shaped by a number of factors. These may include:

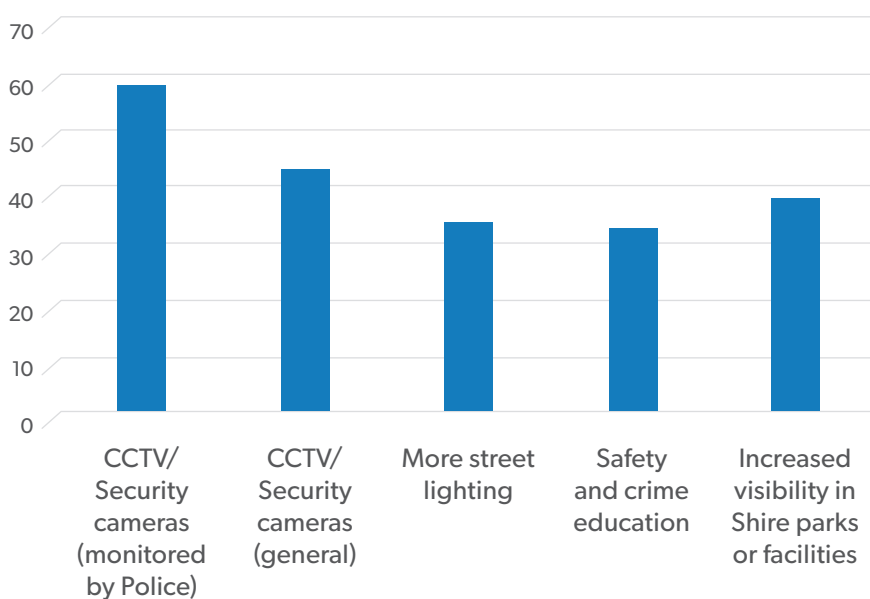
- Gender
- Age
- Ethnicity
- Socio-economic status
- Past experience of crime
- Media and social media

For this reason, it was essential that the Shire not only consider actual crime issues but also perceived crime and safety concerns in each locality.

## Have you ever felt unsafe in your location?



## What do you think will improve Community Safety in the Shire of Harvey?



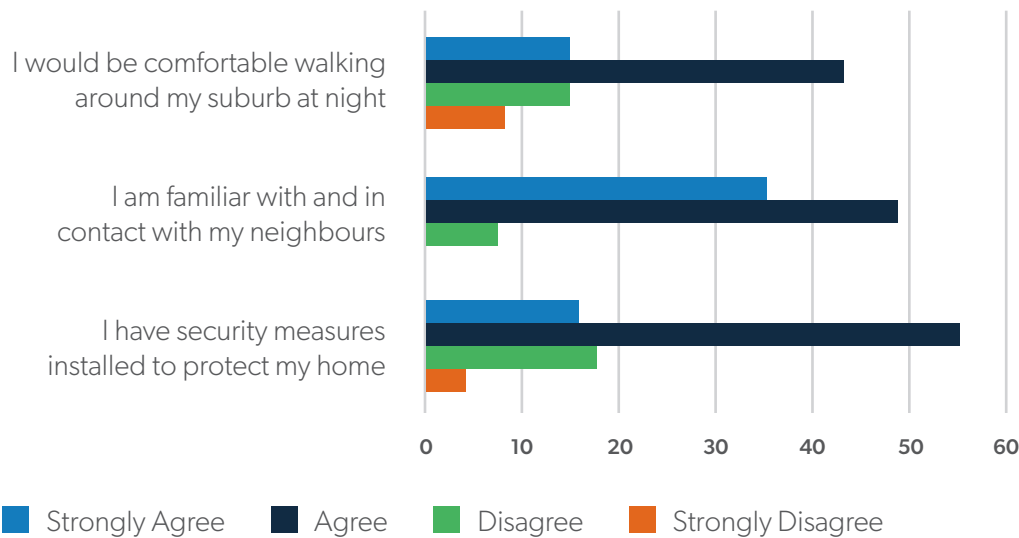
**58** CCTV Police

**44** CCTV General

**34** More street lighting

**33** Safety and crime education

**37** Increase visibility in Shire parks or facilities



**31%** Strongly agree their suburb is a safe place to live

**50.5%** Felt safe

**65.6%** Agree their suburb is a safe place to live

**34.7%** Felt fairly safe

**3.5%** Disagree their suburb is a safe place to live

**7.4%** Felt unsafe

**7.4%** Felt very safe travelling on roads in the Shire of Harvey

### Consultation insights

Overall, survey respondents agreed that the suburb they live in is a safe place to live

71.6% of survey respondents would be comfortable walking around at night

43.6% of survey respondents were 60 or older

Respondents would like to see CCTV monitored by local police and increased lighting in Shire parks and facilities

Education on safety in the community was important to a number of survey respondents

Facebook was ranked the highest priority for receiving information on safety and crime

(Shire of Harvey, Facebook page launched in May 2021)



# MARKYT COMMUNITY SCORECARD



To ensure that the community's vision and aspirations continue to be understood and reflected in its planning, the Shire sought input from the community about what was currently working well, what needed to change and what should be prioritised going forward.

Strategic planning and research company Catalyse conducted a MARKYT® Community Scorecard survey, which is a best practice approach for Local Governments to evaluate community needs and aspirations when developing their strategic community plans.

The survey was open from 8 December to 31 December 2020 and was sent to a random sample of 4,000 ratepayers (50% via email and 50% via post). It was also advertised widely through local media, newsletters and the Shire's website and Instagram pages, inviting all members of the community to participate.

## Priorities

The survey was completed by 914 community members with various connections to the Shire of Harvey, including:

- 883 local residents
- 768 ratepayers
- 70 local business owners or managers
- 108 community organisation manager's/ committee members
- 33 Elected Members and Shire employees
- 6 visitors





## WHAT YOU TOLD US

Safety and crime prevention is a high priority, along with providing more support and services to children and young people. Aboriginal respondents want more consultation and better communication about issues that impact them.

The library services and recreation facilities are valued although there is a desire to see more support for volunteers and community groups and a greater focus on festivals, events, the arts and cultural celebrations. Mosquito control is seen as a priority to protect the health of the community and to improve liveability in affected areas.

### Priorities



Playgrounds, parks and reserves



Crime prevention and safety



Youth services



Local roads



Footpaths, trails and cycleways



Communication



Streetscapes, trees and verges



Mosquito and pest management



# UNDERSTANDING THE COMMUNITY SAFETY AND CRIME PREVENTION PLAN ACTION PLAN

## 1: PRIORITIES

To reach our vision, the plan concentrates on four priorities – Safe spaces and places, Community education and awareness, Partnerships and participation and Emergency management.

## 2: OBJECTIVES

A series of objectives sit under each goal. These objectives have been developed from consultation data and will be implemented over the duration of the plan.

## 3: ACTIONS

Under each objective is an action describing the approach the Shire will take in practical terms to achieve the objectives via projects, initiatives and partnerships.







## ROLE OF THE SHIRE OF HARVEY

The Shire of Harvey exists to provide, facilitate and advocate for services, infrastructure and facilities to improve quality of life for everyone. It has varying roles to play when working towards achieving the vision and goals set by the community.

### **Lead**


Plan and provide direction through policy and practices

### **Advocate**

Being the voice for the local community, promoting local interests, responsible development and more

### **Partner**

Form strategic alliances and collaborate with external stakeholders to deliver services and projects



# PRIORITY 1

## **Safer places and spaces**

Planning and designing of places to prevent crime and enhance public safety



# PRIORITY 1

Safer places and spaces – planning and designing of places to prevent crime and enhance public safety

## OBJECTIVE 1.1 Reduce opportunities for crime and injury through urban and environmental design

Action	Outcomes	Responsible	Role	21-22	22-23	23-24	24-25	25-26
<b>1.1.1</b> Consider CPTED (crime prevention through environmental design) during the planning stages of all new developments and masterplans	<ul style="list-style-type: none"> <li>Reduced opportunities for crime</li> <li>Act as a crime preventive</li> <li>Add an additional layer of security to council assets</li> <li>Heightened awareness and use of CPTED principles throughout the community</li> </ul>	Office of the CEO Community and Lifestyle Infrastructure Services Sustainable Development	Lead	○	○	○	○	○
<b>1.1.2</b> Ensure a crime risk analysis and consultation is considered in the planning of major developments	<ul style="list-style-type: none"> <li>Increased safety and support for at-risk and vulnerable groups</li> <li>Community needs are recognised and advocated for support</li> </ul>	Office of the CEO Community and Lifestyle Infrastructure Services Sustainable Development	Lead	○	○	○	○	○
★ <b>1.1.3</b> Develop and implement a strategy to ensure appropriately located CCTV is in place at community facilities and Shire venues		Corporate Services	Lead	● \$	● \$	○	○	○
<b>1.1.4</b> Advocate for safer spaces and locations in the Shire for community members at risk of harm		Community and Lifestyle	Advocate	○	○	○	○	○
<b>1.1.5</b> Research homelessness in the community and advocate for support		Community and Lifestyle	Lead	●	●	○	○	○



**OBJECTIVE 1.2 Investigate opportunities to improve lighting on Shire infrastructure**

Action	Outcomes	Responsible	Role	21-22	22-23	23-24	24-25	25-26
<b>1.2.1</b> Investigate improvements indicated through community feedback and the Corporate Business Plan	<ul style="list-style-type: none"> <li>Promote safety awareness</li> <li>Implement measures to increase surveillance</li> </ul>	Infrastructure Services	Lead	○	○	○	○	○

**OBJECTIVE 1.3 Increase public health within the community**

Action	Outcomes	Responsible	Role	21-22	22-23	23-24	24-25	25-26
★ <b>1.3.1</b> Develop and implement a Public Health Plan to influence the health and well-being of the community	<ul style="list-style-type: none"> <li>Identify public health needs within the community</li> <li>Respond to public health concerns</li> </ul>	Sustainable Development	Lead	●	○	○	○	○
<b>1.3.2</b> Support campaigns that promote the risk of alcohol and other drugs	<ul style="list-style-type: none"> <li>Promote, improve and protect public health</li> </ul>	Community and Lifestyle Sustainable Development	Partner	●	○	○	○	○
<b>1.3.3</b> Develop a map of service gaps within the Shire and advocate for support where required	<ul style="list-style-type: none"> <li>Increase community knowledge</li> <li>Contribute to reducing the risk of Ross River Virus</li> </ul>	Community and Lifestyle	Advocate	●	○	○	○	○

**OBJECTIVE 1.4 Increase staff awareness of community safety**

Action	Outcomes	Responsible	Role	21-22	22-23	23-24	24-25	25-26
<b>1.4.1</b> Incorporate community safety awareness into all new staff inductions	<ul style="list-style-type: none"> <li>Increased staff awareness of community safety</li> <li>Increased reporting capability of staff on safety concerns</li> </ul>	Office of the CEO Community and Lifestyle	Lead	●	● \$	○	○	○
<b>1.4.2</b> Provide safety information on staff intranet portal and newsletter updates	<ul style="list-style-type: none"> <li>Increase in staff knowledge and skills to provide guidance and support</li> </ul>	Office of the CEO	Lead	●	○	○	○	○
<b>1.4.3</b> Increase internal knowledge of the community safety and crime prevention plan		Community and Lifestyle	Lead	●	○	○	○	○
<b>1.4.4</b> Explore family and domestic violence training and awareness for community development, customer service and library staff		Community and Lifestyle Corporate services	Lead	●	● \$	○	○	○

# PRIORITY 2



## Community education and awareness

Increase community knowledge through education and awareness to help reduce opportunities for crime and injury



## PRIORITY 2

Community education and awareness – increase community knowledge through education and awareness to help reduce opportunities for crime and injury

### OBJECTIVE 2.1 Encourage neighbourhood and community connectivity

Action	Outcomes	Responsible	Role	21-22	22-23	23-24	24-25	25-26
<b>2.1.1</b> Investigate and implement a street party grants program	<ul style="list-style-type: none"> <li>Stronger socially connected communities</li> <li>Enhance levels of social cohesion</li> <li>Community members are actively engaged</li> </ul>	Community and Lifestyle	Lead	● \$	○	○	○	○
<b>2.1.2</b> Investigate and implement a street meet and greet program		Community and Lifestyle	Lead	● \$	○	○	○	○
<b>2.1.3</b> Improve awareness of community safety and crime prevention with community groups and sporting clubs		Community and Lifestyle	Lead	●	○	○	○	○
<b>2.1.4</b> Develop a Neighbourhood Watch engagement plan		Community and Lifestyle Office of the CEO	Partner	●	○	○	○	○

**OBJECTIVE 2.2 Encourage community engagement and capacity**

Action	Outcomes	Responsible	Role	21-22	22-23	23-24	24-25	25-26
<b>2.2.1</b> Provide an annual community safety and crime prevention summit	<ul style="list-style-type: none"> <li>Community members are actively engaged</li> </ul>	Community and Lifestyle	Lead		●	○	○	○
<b>2.2.2</b> Develop a communication and engagement plan for each community safety and crime prevention project	<ul style="list-style-type: none"> <li>Community have increased knowledge in preventative measures</li> <li>Increased crime reports to local police</li> </ul>	Community and Lifestyle	Lead	○	○	○	○	○
★ <b>2.2.3</b> Promote safety engagement pop-ups at shopping centres and other locations in partnerships with WA Police and other service providers	<ul style="list-style-type: none"> <li>Increased reporting of hazards to Shire</li> <li>Community are listened too and supported</li> <li>Increased stakeholder engagement</li> </ul>	Community and Lifestyle Office of the CEO WA Police Service Providers	Partner		● \$	○	○	○
<b>2.2.4</b> Include community safety information for new residents via Shire welcome pack		Community and Lifestyle Corporate Services	Lead		● \$	○	○	○
★ <b>2.2.5</b> Develop and promote a biennial Community Safety and Crime perception survey		Community and Lifestyle Office of the CEO	Lead			●		
<b>2.2.6</b> Promote the inclusion of community safety messaging at all Shire events		Community and Lifestyle Office of the CEO	Lead		●	○	○	○



### OBJECTIVE 2.3 Improve the Shire's online community safety and crime prevention presence

Action	Outcomes	Responsible	Role	21-22	22-23	23-24	24-25	25-26
<b>2.3.1</b> Promote reporting of suspicious activities via online platforms	<ul style="list-style-type: none"> <li>Increase in community awareness through education</li> <li>Community are more aware of programs, services and events</li> </ul>	Office of the CEO	Lead	●	○	○	○	○
<b>2.3.2</b> Design a newsletter to provide quarterly updates to the community		Community and Lifestyle	Lead	●	○	○	○	○
<b>2.3.3</b> Celebrate and share good news stories via online platforms		Community and Lifestyle Office of the CEO	Lead	●	○	○	○	○



**OBJECTIVE 2.4 Raise awareness of road safety**

Action	Outcomes	Responsible	Role	21-22	22-23	23-24	24-25	25-26
<b>2.4.1</b> Investigate the delivery of the RYDE program in the Shire	<ul style="list-style-type: none"> <li>Contribute to increased safety on Shire roads</li> <li>Increased community safety awareness through education</li> <li>Reduced risk of traffic crashes</li> </ul>	Community and Lifestyle Infrastructure Services	Advocate	●	○	○	○	○
<b>2.4.2</b> Reduce and address speed concerns by providing key information to police		Community and Lifestyle WA Police	Partner	●	○	○	○	○
<b>2.4.3</b> Continue to participate in Road Safety Week		Community and Lifestyle Infrastructure Services Roadwise WALGA	Partner	○	○	○	○	○
<b>2.4.4</b> Continue to investigate and implement Black Spot projects		Infrastructure Services Department of Infrastructure, Transport, Regional Development and Communications	Partner	○	○	○	○	○
<b>2.4.5</b> Investigate the development of a Road Safety Plan in line with Federal and State Government Guidelines		Infrastructure Services WALGA	Partner					●



### OBJECTIVE 2.5 Raise awareness of water safety

Action	Outcomes	Responsible	Role	21-22	22-23	23-24	24-25	25-26
<b>2.5.1</b> Continue to support Binningup Volunteer Life Saving	<ul style="list-style-type: none"> <li>Increase community safety awareness through education</li> </ul>	Binningup Volunteer Life Saving	Partner	○	○	○	○	○
<b>2.5.2</b> Promote Kidsport funding for swimming lessons at Leschenault Leisure Centre		Community and Lifestyle						
		Community and Lifestyle	Lead	●	○	○	○	○
<b>2.5.3</b> Investigate how to engage culturally and linguistically diverse (CALD) communities in swimming		Office of the CEO						
		Community and Lifestyle	Lead	●	●	○	○	○

# PRIORITY 3



## **Building partnerships and participation**

Forming stronger partnerships with stakeholders to increase community participation and create safe, resilient communities



## PRIORITY 3

Building partnerships and participation – forming stronger partnerships with stakeholders to increase community participation and create safe, resilient communities

### OBJECTIVE 3.1 Increase safety and awareness participation with children and young people

Action	Outcomes	Responsible	Role	21-22	22-23	23-24	24-25	25-26
<b>3.1.1</b> Explore opportunities to partner and deliver youth alcohol and other drug education	<ul style="list-style-type: none"> <li>Contribute to increasing community safety and crime awareness in youth</li> </ul>	Community and Lifestyle	Partner	●	○	○	○	○
<b>3.1.2</b> Encourage local schools to embrace 'ThinkUKnow' cyber safety and security initiatives	<ul style="list-style-type: none"> <li>Increased partnerships with local schools</li> <li>Increased youth engagement</li> <li>Decrease in opportunities for crime</li> </ul>	Community and Lifestyle Local Schools	Partner	●	●	○	○	○
<b>3.1.3</b> Build partnerships with Department of Justice to deliver early intervention initiatives		Community and Lifestyle Department of Justice	Partner	●	●	○	○	○
<b>3.1.4</b> Investigate Urban Art Programs on future youth facilities		Community and Lifestyle Graffiti Taskforce Local Schools Sporting Groups	Partner		●	○	○	○
<b>3.1.5</b> Develop safety workshops with youth and promote Bikelinc through Shire skate parks		Community and Lifestyle WA Police Local Schools Sporting Groups	Partner	●	○	○	○	



### OBJECTIVE 3.1 Increase safety and awareness participation with children and young people

Action	Outcomes	Responsible	Role	21-22	22-23	23-24	24-25	25-26
<b>3.1.6</b> Support P.A.R.T.Y program opportunities at local schools and Harvey hospital		Community and Lifestyle WA Country Health Local Schools	Support	●				
<b>3.1.7</b> Explore local mentorship opportunities and initiatives for youth at risk of committing crime offences		Community and Lifestyle WA Police Local Community Groups Local Schools	Advocate	○	○	○	○	○

**OBJECTIVE 3.2 Maintain and strengthen relationships with WA Police**

Action	Outcomes	Responsible	Role	21-22	22-23	23-24	24-25	25-26
<b>3.2.1</b> Continue regular intelligence sharing with local police	<ul style="list-style-type: none"> <li>Increase in community awareness through education</li> <li>Greater understanding of crimes committed</li> </ul>	Community and Lifestyle WA Police	Partner	○	○	○	○	○
<b>3.2.2</b> Work in partnership with WA Police Community Engagement Division to deliver new initiatives		Community and Lifestyle Office of the CEO WA Police	Partner	●	○	○	○	○
<b>3.2.3</b> Use crime information provided to inform targeted ranger patrols		Infrastructure Services WA Police	Partner	●	○	○	○	○

**OBJECTIVE 3.3 Increase stakeholder partnerships and engagement**

Action	Outcomes	Responsible	Role	21-22	22-23	23-24	24-25	25-26
<b>3.3.1</b> Monitor monthly statistics and trends to identify areas of concern	<ul style="list-style-type: none"> <li>Increased partnerships with key stakeholders</li> <li>Increased initiatives delivered</li> <li>Increased community awareness and education</li> </ul>	Community and Lifestyle Key stakeholders	Partner	●	○	○	○	○
<b>3.3.2</b> Explore external funding opportunities to deliver more safety and crime initiatives		Community and Lifestyle Funding partners	Advocate	●	○		○	○

# PRIORITY 4

## Emergency management

Managing risks to the community and environment





## PRIORITY 4

### Emergency management – managing risks to the community and environment

#### OBJECTIVE 4.1 Improve emergency readiness and education

Action	Outcomes	Responsible	Role	21-22	22-23	23-24	24-25	25-26
★ 4.1.1 Establish annual information sessions on fire preparedness and responsibilities with the Community Emergency Services Manager and Rangers.	<ul style="list-style-type: none"> <li>Increased community awareness through education</li> <li>Contribute to increasing safety for the community</li> </ul>	Community and Lifestyle Infrastructure Services	Partner	●	●	○	○	○
4.1.2 Develop safety box displays in administration buildings to educate community		Community and Lifestyle	Lead	●	○	○	○	○
4.1.3 Support development of an annual emergency scenario planning workshop		Community and Lifestyle Infrastructure Services Local Fire Brigades	Partner	●	○	○	○	○
4.1.4 Support local recovery plan following an emergency		Community and Lifestyle	Partner	○	○	○	○	○
4.1.5 Support the Bushfire Risk Management Plan		Community and Lifestyle	Partner	○	○	○	○	○
4.1.6 Promote public education on dog and cat control at community engagement pop-ups		Infrastructure Services	Lead		●	○	○	○

# REFERENCES

1. Australian Institute of Criminology. (2012). National Crime Prevention Framework. Canberra: Australian Institute of Criminology.
2. Australian Safe Communities Foundation. 2012. Pacific / Australian Safe Community Designation – Indicators and Process Guidebook.
3. Local Government Guide. Guide to promoting safety and preventing injury for Local Governments. Injury Matters/ [https://injurymatters.org.au/wp-content/uploads/sites/5/2020/10/201030\\_IM\\_ResourceLocalGovernmentPlanningGuide-DIGITAL.pdf](https://injurymatters.org.au/wp-content/uploads/sites/5/2020/10/201030_IM_ResourceLocalGovernmentPlanningGuide-DIGITAL.pdf)
4. Australian Drug Foundation. (2014). Preventing alcohol and drug problems in your community. Melbourne: Australian Drug Foundation.
5. WA Police Statistics. (2015-2021). Crime in Shire of Harvey, Western Australia, Australia
6. Shire of Harvey. Profile ID. <https://profile.id.com.au/harvey> (retrieved May 2021)
7. Shire of Harvey. SEIFA by Local Government Area. Profile ID <https://profile.id.com.au/harvey/seifa-disadvantage> (retrieved May 2021)
8. Strategic Community Plan (2017-2027) Shire of Harvey
9. Corporate Business Plan (2020-2024) Shire of Harvey
10. Crime Prevention Strategy (2021), Department of Justice and Community Safety, Victoria, Australia



SHIRE OF  
**HARVEY**  
*A Breath of Fresh Air*

**Shire of Harvey**

102 Uduc Road, Harvey WA 6220  
PO Box 500 Harvey, WA 6220

**Australind Office**

7 Mulgara Street, Australind WA 6233

**T:** (08) 9729 0300 **F:** (08) 9729 2053

**E:** [shire@harvey.wa.gov.au](mailto:shire@harvey.wa.gov.au)

**[harvey.wa.gov.au](http://harvey.wa.gov.au)**

