



SHIRE OF HARVEY

Activities on Thoroughfares and Trading in Thoroughfares
and Public Places Local Law



APPLICATION FOR INSTALLATION/REIMBURSEMENT OF A CROSSOVER

Name of Applicant	
Address	
Phone	
LOCATION OF CROSSING	
Lot Number	
Street Number	
Street Name	
District/Locality	
OWNER'S NAME	
If the same as applicant, "As Above"	
NAME OF CONTRACTOR	

I/We hereby apply for reimbursement for my crossover after complying with the conditions set out on the back of this form. *(See Conditions on Reverse)*

Signature of Applicant _____

TO BE COMPLETED IF SUBSIDY IS BEING CLAIMED BY A CONTRACTOR

I hereby agree to the subsidy for the crossing constructed at the above property, being paid to the contractor whose name appears above.

Owner's Signature _____ **Date** _____

APPLICANTS TO COMPLETE

Direct Debit	
BSB No.	
Account No.	
Account Name	

Please complete the above details, if this section is not completed payment will be settled via cheque to the provided address.

OFFICE USE ONLY:

Assessment No.	_____
Computer Updated	_____
Goods/Services Received	
Prices Computer Checked	
Quote/Contract Checked	
Creditor No.	
General Ledger No.	70002.10.5013
Account Name	Crossovers

CONDITIONS :

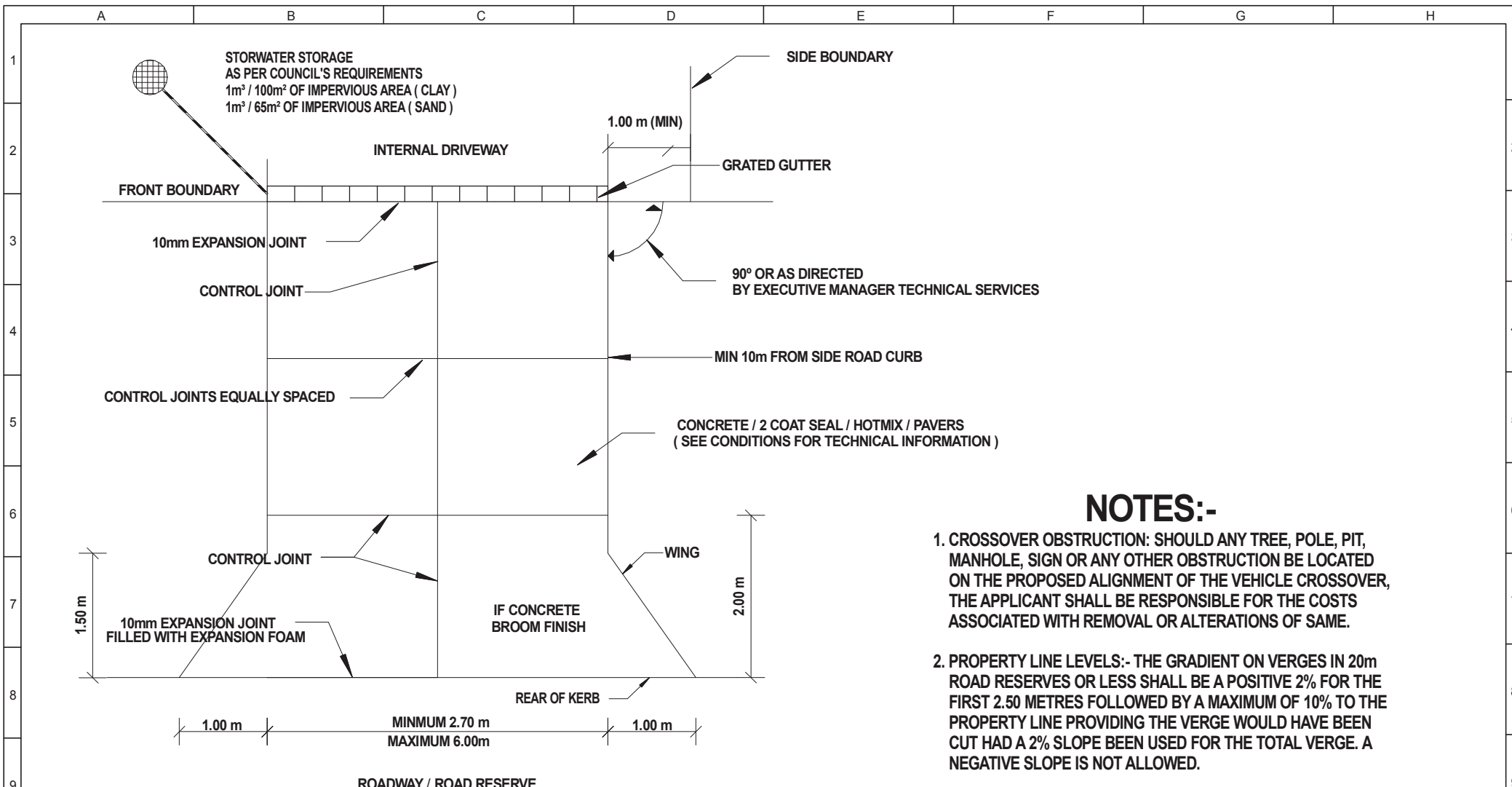
1. Council Staff must check at either of the following stages – 24 hours notice is required :
 - a. Concrete – before pouring
 - b. Bitumen – before sealing
2. Council staff must check the levels for the driveway. Council will not accept liability for levels other than those agreed (refer to Shire of Harvey drawing for details).
3. Payment will be based on the measured length from the property boundary to the kerb line. Owners should indicate property line.
4. Specifications – General : Owner’s are responsible to ensure contractors meet the requirements below.
 - a. CONCRETE : (refer to drawing)
 - i. Minimum width 2.7 metres
 - ii. Minimum depth 100mm
 - iii. Strength 20 MPA
 - iv. 12mm thick expansion joints to be installed at property boundary and along kerb
 - v. Provide wings at kerb.
 - b. BITUMEN OR HOTMIX :
 - i. Minimum width 2.7 metres
 - ii. Depth of gravel 150mm
 - iii. Gravel retained in kerb, or boards with wings
 - iv. Two coat seal or single coat prime with minimum 20mm thick asphalt overlay.
 - c. PAVING BLOCKS OR BRICKS :
 - i. Minimum width 2.7 metres
 - ii. Minimum 50mm (depth) heavy driveway grade pavers
 - iii. Provide wings at kerb
 - iv. Compacted sand base minimum 150mm to standard 9 blows on penetrometer test
 - v. 100mm depth concrete edge retaining for full width of edge bricks/blocks.

NOTE : Council will reinstate crossovers, however, should blocks/bricks be broken, the Landowner is responsible for supply of replacement blocks/bricks.

PLEASE RETURN THIS FORM TO THE SHIRE OF HARVEY ONCE THE CROSSOVER HAS BEEN COMPLETED TO ABOVE STANDARDS. ANY QUERIES REGARDING CROSSOVERS PLEASE CONTACT 9729 0360.

CURRENT SUBSIDY - \$35-00 PER LINEAL METRE FOR ALL APPLICATIONS


OFFICE USE ONLY:		
Inspected :	Dated :	Notes:
Length (m)		
Width (m)		
Thickness (mm)		
Material/Colour		



NOTES:-

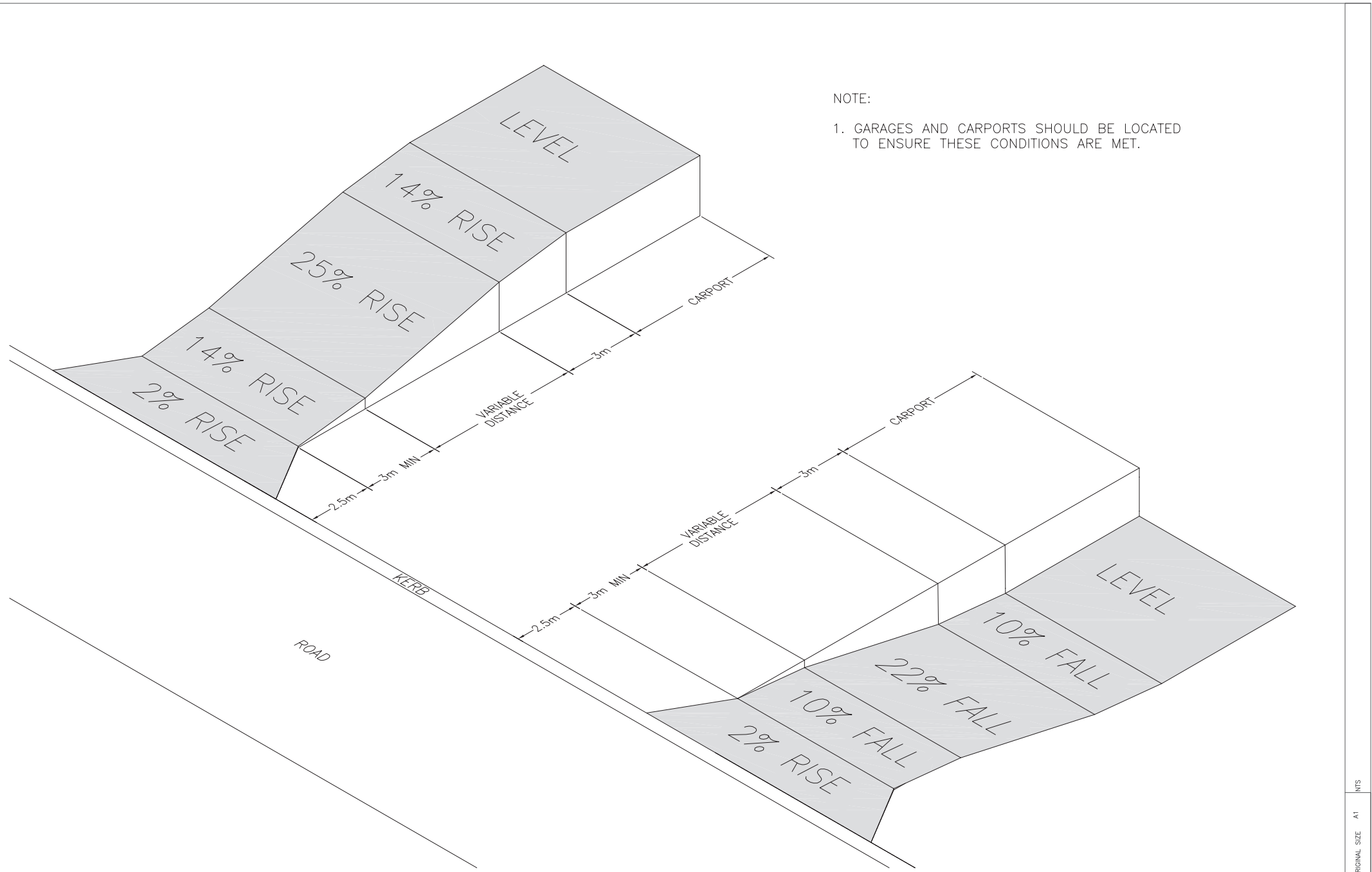
- CROSSOVER OBSTRUCTION:** SHOULD ANY TREE, POLE, PIT, MANHOLE, SIGN OR ANY OTHER OBSTRUCTION BE LOCATED ON THE PROPOSED ALIGNMENT OF THE VEHICLE CROSSOVER, THE APPLICANT SHALL BE RESPONSIBLE FOR THE COSTS ASSOCIATED WITH REMOVAL OR ALTERATIONS OF SAME.
- PROPERTY LINE LEVELS:-** THE GRADIENT ON VERGES IN 20m ROAD RESERVES OR LESS SHALL BE A POSITIVE 2% FOR THE FIRST 2.50 METRES FOLLOWED BY A MAXIMUM OF 10% TO THE PROPERTY LINE PROVIDING THE VERGE WOULD HAVE BEEN CUT HAD A 2% SLOPE BEEN USED FOR THE TOTAL VERGE. A NEGATIVE SLOPE IS NOT ALLOWED.
- VARIATION:** NO VARIATION TO THIS STANDARD CROSSOVER IS PERMITTED WITHOUT THE WRITTEN APPROVAL FROM THE EXECUTIVE MANAGER TECHNICAL SERVICES.
- EXPANSION JOINTS,** SHALL BE FILLED IN WITH EXPANSION FOAM TO THE FULL DEPTH OF CONCRETE SLAB.
- WINGS NOT REQUIRED** WHEN JOINING UP WITH EXISTING PATH.

STANDARD CROSSOVER


SHIRE OF HARVEY
 P.O. BOX 500
 HARVEY, 6220
 TELEPHONE (08) 9729 0300
 FACSIMILE (08) 9729 2053

STANDARD CONCRETE CROSSOVER

DESIGNED: P.J.A.	DATUM: ASSUMED	DRAWING No: 00 - 120	HOR. SCALE 1:100
DRN: J. GRANTHAM	BENCHMARK:	REVISION No: N/A	VERT. SCALE N/A
AUTHORISED: P.A.	EMBEDDED BITMAP: N/A	GEOCOMP JOB No:	DATE DRN: 1~9~00



NOTE:

- 1. GARAGES AND CARPORTS SHOULD BE LOCATED TO ENSURE THESE CONDITIONS ARE MET.

REV.	AMENDMENT DESCRIPTION	DRAWN	CHECK	APPR.	DATE
0	SUPERCEDES DWG 97/032.	M.W	P.R	P.R	19/8/14



SHIRE OF HARVEY

TELEPHONE (08) 9729 0300
FACSIMILE (08) 9729 2053

DESIGNED	
AUTHORISED	PHILIP ROWLEY
DRAWN	MATHEW WINTER
DRAWN DATE	19/8/14

DRAWING TITLE

ACCESS TO PROPERTY
GRADIENT STANDARD

DRAWING NO.	SD_006
REV.	0